

## At the department store

**Unit aim** To talk about what things are made of.

- 1 Watch. 2 89 Listen and repeat.  
3 90 Listen and say.



a cotton T-shirt a wool jumper a silk scarf a leather belt a metal bracelet  
rubber boots a plastic car a glass bottle a wooden train a paper plane

4 Read and say the object.

- 1 Jack and his dad played with this.
- 2 The girl in the yellow T-shirt made this.
- 3 This was on the white table, next to the green jumper.
- 4 These were next to the leather shoes.
- 5 Jack's sister liked this.
- 6 This was next to the red jumper.
- 7 This was next to the green jumper.
- 8 This was on the wooden table next to some glasses.

5 Play *The I can see ... game*.

I can see something beginning with 'b'. It's made of rubber.

A ball!



1 91 Read and listen. Where does Jack have to go with his mum?

Dear Lewis,  
Happy birthday! I hope you like the car. I think it's cool - it goes really fast. We went to the shopping centre to buy it. I got some leather juggling balls, too. Now I just have to learn to juggle!  
I'm sorry I can't come to your birthday party. There's a school camping trip that weekend. I'm really excited! I don't have to wear a school uniform, but I have to take rubber boots in case it's wet. I have to go to the post office with Mum now to post this.  
See you soon.  
Jack

2 Watch. 3 Read and learn. Make sentences.

**Obligation: have to / don't have to**

+			-		
I	<b>have to</b>	learn to juggle.	I	<b>don't have to</b>	learn to juggle.
You		wear a school uniform.	You		wear a school uniform.
We		take rubber boots.	We		take rubber boots.
They		go to the post office.	They		go to the post office.
He / She	<b>has to</b>	buy a present.	He / She	<b>doesn't have to</b>	buy a present.

4 Play *The things to do game*.

I'm wearing a cotton T-shirt. What are you wearing today?



**To do list**

Helen		Emma	
buy 	go 	buy 	go 
phone 	make 	phone 	make 
feed 	play 	feed 	play 

She has to phone her granny. She doesn't have to go to the library.

Helen.

Yes! Your turn.




1 93 Listen and say the letter. 94 Listen, check and repeat.



2 Talk about the picture. Use the words in the box.


wear a T-shirt or shorts do gymnastics play basketball take a water bottle go climbing



He has to do gymnastics.

She doesn't have to take a water bottle.

3 What do you have to do after school? Tell your friend. Remember and tell another friend.



I have to study after school.

I have to play tennis.

Tina doesn't have to study. She has to play tennis.



- Watch.** What kinds of material does the shop sell?
- 96** Read and listen. Does Alfie have to wear a skirt to school every day? What did Lisa wear?
- Think about the clothes you can wear. Write notes.**

I can wear trainers at the weekend.

a uniform  
a kilt  
a swimsuit  
shorts  
a shirt  
trousers  
wool  
silk  
cotton  
colourful  
stripy

- 97** **Watch.** Discuss what clothes you can wear for different things.

## Language in action!

### can for permission

I **can** wear bracelets at the weekend, **but I can't** wear them to school.

I **can** wear a swim hat for swimming, but I don't have to.



Are there any traditional clothes for your region?

Hi, Haruki. Do you like my photo?

Yes, great clothes! Who's that in the photo?

They're two of my friends from school, Alfie and Lisa. We had a celebration at school and we chose special clothes to wear.

Is Alfie wearing a skirt?

Yes – it's a traditional skirt from Scotland called a kilt. It's made of wool.

That's interesting. Girls wear skirts to school here. Boys can't wear skirts to school!

What are traditional clothes in Japan like?

There's a 'kimono'. It's a long dress with a belt.

Can boys wear a kimono?

Yes, they can. Girls' kimonos have got bright patterns, like flowers, but boys' kimonos haven't. Here's a photo of my brother and sister wearing kimonos.

What are kimonos made of?

Some are made of cotton and some are made of silk.

Oh, like the sari that Lisa's wearing in my photo. A sari can be made of silk or cotton. It comes from India. Let's check out this website about materials.

Properties of materials



# The mountain



This is an adventure story.

- 1 Watch. 2 98 Read and listen. Find the words in the story.

rucksack map fire whistle blanket torch

1 I'm Lucy and this is my brother, Ben. When we were younger, our favourite toy was a wooden boat with cotton sails. Last year, we went on holiday in a real sailing boat.

Can we get on?

Yes, of course.

The boat is called 'Adventurer'.

2 We sailed for five days and visited different places. On the sixth day, we climbed a mountain. But then my dad became sick.

I can't walk.

He's got a temperature. We have to get help.

3 Ben, take the whistle and the torch. Make the emergency signal.

Ben, take the whistle and the torch. Make the emergency signal.

4 Mum had chocolate biscuits and nuts in her rucksack. She had a blanket for Dad, too. We looked at the map.

Lucy, we walked past a river five minutes ago. Did you see it?

Yes, I did.

Go and get some water. Ben and I have to get some wood.

5 We used a sock to clean the water!

Now we have to boil it.

Did you get any wood?

Yes, we did.

6 Mum made a fire with her glasses! We boiled the water.

Mum made a fire with her glasses! We boiled the water.



3 Read and answer.

- 1 What colour is Lucy's rucksack?
- 2 On which day of the adventure did Dad get sick?
- 3 What food did Mum have?
- 4 Who made the fire? How?
- 5 Who has got the torch in Picture 7?
- 6 Where did Mountain Rescue take Dad?



How can you solve problems by being creative?

4 99 Listen to Jack and his friends. What did you think about the story?

- 1 Did you like this story? Do you like reading adventure stories?
- 2 What was your favourite part of the story?

I enjoyed this story. I love reading adventure stories because they're exciting.

I like stories with happy endings!

I liked the part where Lucy and Ben's mum made a fire with her glasses.



Find out what emergency equipment to put in your rucksack when you climb a mountain.

**1** **Read and say. Find the answers in the story.**

- 1        you see it?
- 2 Did you        any wood?
- 3 Did        hear that?
- 4 Did you        a good sleep?



**2** **Watch.** **3 Beat the clock. How many questions and answers can you say in 2 minutes?**

Past simple: questions & short answers						
?						
<b>Did</b>	you	see a river?	+	Yes,	I	did.
	he / she	hear a noise?		No,	he / she	didn't.
	we	wear a waterproof jacket?	-	No,	we	didn't.
	they			they		

**Review**


How to make short answers.

**4 Ask and answer.**

Did Dan take a rucksack?

Yes, he did.

take a rucksack climb a mountain look at a map  
wear a waterproof jacket see some sheep



**5 Mediation** Ask a friend what they did on their last holiday.


Did you climb a mountain?

No, I didn't. I went to the beach.

Remember what your friend said. Write, e.g. *Tim didn't climb a mountain. He went to the beach.*



- 1 **Watch.** 2 Read the song. What was the singer wearing around his head? 101 Listen and check.
- 3 101 **Sing.** Do you like the song? Use these words. great fantastic funny fast happy




## Did you go to the concert?

**Chorus**  
Did you go to the concert? Yes, we did!  
Did you dance on the dance floor? Yes, we did!  
Did you see the singer? Yes, we did!  
Did you see what he wore? Yes, we did!

Twelve metal bracelets on his left arm.  
A black and white glove on his left hand.  
A whistle on a string around his neck.  
He wasn't dressed like the rest of the band.

**Chorus**  
Red and white striped boots on his feet.  
A white, silk scarf around his head.  
Green, plastic glasses. A wool hat.  
A cotton T-shirt with his name in red.

**Chorus**



**Pronunciation** /d/, /t/ and /ɪd/

4 102 Listen and repeat.

- |           |           |          |
|-----------|-----------|----------|
| 1 climbed | 3 started | 5 helped |
| 2 lived   | 4 visited | 6 worked |

5 103 Listen and repeat the tongue twister.

I visited an old man  
Who lived in a tree.  
I climbed up and helped him  
To make some tea.

**Exam practice**

AB pages 101 & 102

6 Work in pairs. Complete your speaking cards. Play.

Did you play table tennis last weekend?

No, I didn't.







# Materials

1 105 Listen to Jack and Lewis. Which of these presents did Lewis get?

1



2



3



4



5



6



2 105 Listen again. Read and answer.

- 1 Did Lewis have a good birthday?
- 2 Why can't he ride his new bike?
- 3 Did Granny get him any clothes?
- 4 Did he have a party on his birthday?
- 5 Why does he want to speak to Jack's mum?

3 Look and say.

He's wearing cotton trousers.

cotton  
leather  
plastic  
waterproof  
wool



a helmet  
sunglasses  
a jacket  
a jumper  
trousers  
shoes

4 Read and say *have to* or *don't have to*.

## Learn to ride your bike!

Bring:

- ★ your bike
- ★ a helmet

We give you:

- ★ lunch
- ★ a hi-vis jacket



Cost: £15

- 1 You  take your bike.
- 2 You  take a helmet.
- 3 You  take a hi-vis jacket.
- 4 You  take lunch.
- 5 You  pay £15.

5 Watch. Do the role-play with your friend. Go to page 85.

Please can I try this dress on?

Yes, of course.



What clothes are you wearing? What are they made of? Write a list, e.g. *I'm wearing a cotton T-shirt ...*



I'm writing a report about special clothes made from special materials.

1 107 Listen to Jack's interview. Which 4 materials do they mention?

cotton glass leather metal rubber wool

2 Read Jack's report. 108 Listen and find 3 mistakes.

## Wetsuits by Jack

Uncle Joe in his wetsuit

A wetsuit is a special kind of clothes. People wear wetsuits for watersports like surfing, diving and windsurfing.

what it's used for

A wetsuit is made of rubber, usually a man-made rubber called neoprene. Scientists invented neoprene in 1930.

what it's made of

Before wetsuits, people became cold in the sea very quickly. A wetsuit keeps you warm, so you can spend hours in the sea!

why it's special

A wetsuit has to fit you well to keep you warm. You can wear swimming shorts under your wetsuit.



3 **Mediation** Ask and answer in pairs.

- 1 What's the title of Jack's report?
- 2 How many paragraphs are there?
- 3 What does the photo show?

4 **Prepare your project.**

Then write your project. AB pages 62 & 63

5 **Check your project.** AB page 63

### Learn to learn


Jack uses different phrases to talk about wetsuits. Find these phrases in the text.

- kind of clothes
- People wear ...
- ... is made of ...
- You can ...

Can you use similar phrases in your project?

**English at home** Present your project to your family.

# A Roman town

1 **Review** Say the words you know. Write.   
Look, cover and say.

2   **Think** Look and match the words to the photos. 

public baths amphitheatre walls  
roads public toilets temple

 109 Listen, point and repeat.


Look and say what you know about the places.  
Read and check.

3  **Communicate** Say and guess.

**watch sports at**      **protect the town with**      **get clean and exercise at**  
**go to the toilet in**      **travel to other towns on**      **pray in**

The Romans travelled to other towns on ...


I know!  
Roads!

 Can you talk about what's the same and what's different now?

Successful gladiators were very rich! That's the same now!

What do you mean?  
We don't have gladiators.

No, we don't, but successful sports stars are very rich.



The Romans built strong walls around their towns to protect them. Soldiers guarded the gates.



Roman homes didn't have bathrooms. Romans went to public baths like this one to get clean. They didn't use soap to clean themselves; they used oil. People also went to the baths to exercise.




There were public toilets in the town. There were up to 30 toilets in one room.



4 The amphitheatre was like a sports stadium. People watched gladiators fight each other and wild animals. Successful gladiators were very rich.



5 The Romans believed in lots of gods so some towns had more than one temple. People visited the temple to pray. They took gifts of food, flowers or money.



6 The Romans built roads to travel from one town to another. The roads were very straight so that soldiers could travel around the country quickly.



- 1 Collaborate and create AB page 65 Research and write. Make a leaflet about a Roman place in your country.
- 2 Share Tell your friends.
- 3 Evaluate Rate your project. AB page 65