

# What Day Is It?

**A LOOK AT**

- Days and months
- On and at
- Day and night shifts

## LESSON 1 VOCABULARY

### 1 Learn the days of the week

**A** Look at the calendar. What time is English class?

**B** Listen and point to the days.

Sunday	Monday	Tuesday	Wednesday	Thursday	Friday	Saturday
1	2	3	4	5	6	7
		9:00 - 12:00 English class	3:00 clinic			
	1	2	3	4	5	6
8						

Today is Thursday.  
Tomorrow is Friday.

THURSDAY 4

FRIDAY 5

SATURDAY 6

SUNDAY 7

10

11

12

**C** Listen and repeat the words.

1-62

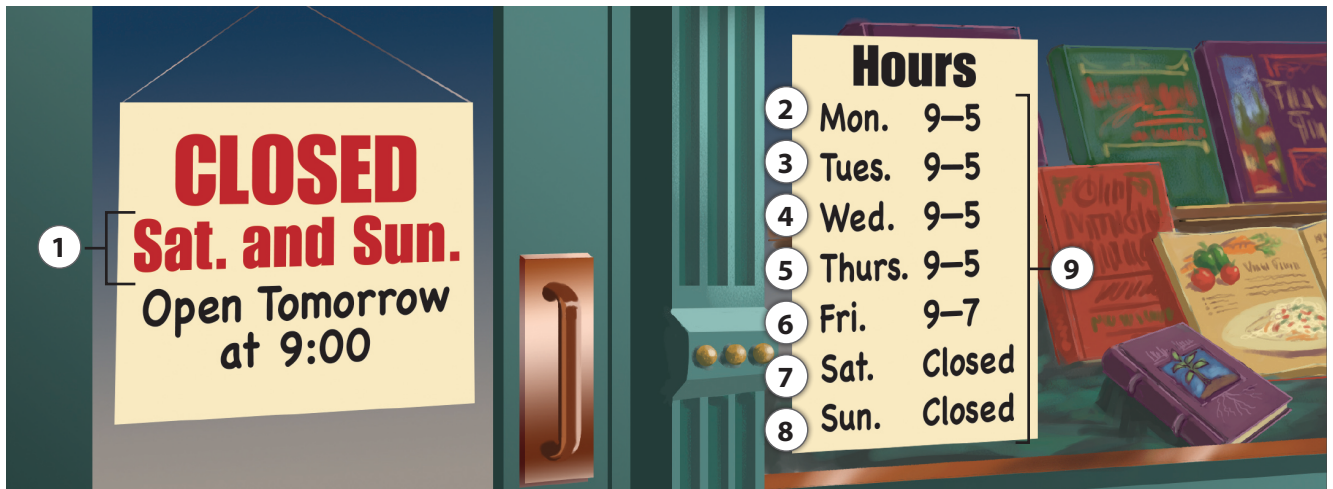
- |              |             |              |
|--------------|-------------|--------------|
| 1. Sunday    | 5. Thursday | 9. week      |
| 2. Monday    | 6. Friday   | 10. today    |
| 3. Tuesday   | 7. Saturday | 11. tomorrow |
| 4. Wednesday | 8. day      | 12. weekend  |

**D** Say the new words with a partner.

**E** Work with a partner. Cover the words in 1C. Point to the calendar in 1B. Say the words.

## 2 Talk about the days of the week

**A** Look at the pictures. What are the words?



- |                     |                   |                 |
|---------------------|-------------------|-----------------|
| 1. wee <u>k</u> end | 4. ... ed nes day | 7. Satu ... day |
| 2. M ... n day      | 5. Th ... rs day  | 8. Sund ... y   |
| 3. Tues ... ay      | 6. Frida ...      | 9. we ... k     |

**B** Copy and complete the words from 2A in your notebook.



**C** Listen and repeat.

1-63

- A: What day is it?  
B: It's Thursday.

**D** Talk to a partner. Point to the calendar. Practice the conversation.

S	M	T	W	Th	F	S

- A: What day is it?  
B: It's ... .

### ▶▶ TEST YOURSELF

Work with a partner. Point to the calendar in 2D. Say a sentence. Take turns.

- |                           |                        |
|---------------------------|------------------------|
| A: Today is Tuesday.      | A: Today is Thursday.  |
| B: Tomorrow is Wednesday. | B: Tomorrow is Friday. |

**1** Learn about the months

**A** Look at the picture. Point to the number 24.

**One-Year Calendar**

<b>Jan.</b> 1 2 3 4 5 6 7 8 9 10 11 12 13 14 15 16 17 18 19 20 21 22 23 24 25 26 27 28 29 30 31	<b>Feb.</b> 1 2 3 4 5 6 7 8 9 10 11 12 13 14 15 16 17 18 19 20 21 22 23 24 25 26 27 28	<b>Mar.</b> 1 2 3 4 5 6 7 8 9 10 11 12 13 14 15 16 17 18 19 20 21 22 23 24 25 26 27 28 29 30 31
<b>Apr.</b> 1 2 3 4 5 6 7 8 9 10 11 12 13 14 15 16 17 18 19 20 21 22 23 24 25 26 27 28 29 30	<b>May</b> 1 2 3 4 5 6 7 8 9 10 11 12 13 14 15 16 17 18 19 20 21 22 23 24 25 26 27 28 29 30 31	<b>Jun.</b> 1 2 3 4 5 6 7 8 9 10 11 12 13 14 15 16 17 18 19 20 21 22 23 24 25 26 27 28 29 30
<b>Jul.</b> 1 2 3 4 5 6 7 8 9 10 11 12 13 14 15 16 17 18 19 20 21 22 23 24 25 26 27 28 29 30 31	<b>Aug.</b> 1 2 3 4 5 6 7 8 9 10 11 12 13 14 15 16 17 18 19 20 21 22 23 24 25 26 27 28 29 30 31	<b>Sep.</b> 1 2 3 4 5 6 7 8 9 10 11 12 13 14 15 16 17 18 19 20 21 22 23 24 25 26 27 28 29 30
<b>Oct.</b> 2 3 4 5 6 7 8 9 10 11 12 13 14 15 16 17 18 19 20 21 22 23 24 25 26 27 28 29 30 31	<b>Nov.</b> 1 2 3 4 5 6 7 8 9 10 11 12 13 14 15 16 17 18 19 20 21 22 23 24 25 26 27 28 29 30	<b>Dec.</b> 1 2 3 4 5 6 7 8 9 10 11 12 13 14 15 16 17 18 19 20 21 22 23 24 25 26 27 28 29 30 31

**B** Listen and repeat the months.

1-64

- |             |           |              |
|-------------|-----------|--------------|
| 1. January  | 5. May    | 9. September |
| 2. February | 6. June   | 10. October  |
| 3. March    | 7. July   | 11. November |
| 4. April    | 8. August | 12. December |

**C** Read the abbreviation. Write the month in your notebook.

- |                        |             |              |
|------------------------|-------------|--------------|
| 1. Jan. <u>January</u> | 5. May ...  | 9. Sep. ...  |
| 2. Feb. ...            | 6. Jun. ... | 10. Oct. ... |
| 3. Mar. ...            | 7. Jul. ... | 11. Nov. ... |
| 4. Apr. ...            | 8. Aug. ... | 12. Dec. ... |

## 2 Prepare to write: ordinal numbers



1-65

**A** Look at the calendar. Listen and point to the dates.

March						
Sun.	Mon.	Tues.	Wed.	Thurs.	Fri.	Sat.
<b>1</b> first	<b>2</b> second	<b>3</b> third	<b>4</b> fourth	<b>5</b> fifth	<b>6</b> sixth	<b>7</b> seventh
<b>8</b> eighth	<b>9</b> ninth	<b>10</b> tenth	<b>11</b> eleventh	<b>12</b> twelfth	<b>13</b> thirteenth	<b>14</b> fourteenth
<b>15</b> fifteenth	<b>16</b> sixteenth	<b>17</b> seventeenth	<b>18</b> eighteenth	<b>19</b> nineteenth	<b>20</b> twentieth	<b>21</b> twenty-first
<b>22</b> twenty-second	<b>23</b> twenty-third	<b>24</b> twenty-fourth	<b>25</b> twenty-fifth	<b>26</b> twenty-sixth	<b>27</b> twenty-seventh	<b>28</b> twenty-eighth
<b>29</b> twenty-ninth	<b>30</b> thirtieth	<b>31</b> thirty-first				

**B** In your notebook, match the ordinal numbers.

- |                 |           |     |          |                  |
|-----------------|-----------|-----|----------|------------------|
| <u>c</u> 1. 1st | a. second | ... | 6. 21st  | a. twenty-third  |
| ... 2. 2nd      | b. fourth | ... | 7. 22nd  | b. twenty-fifth  |
| ... 3. 3rd      | c. first  | ... | 8. 23rd  | c. twenty-first  |
| ... 4. 4th      | d. fifth  | ... | 9. 24th  | d. twenty-second |
| ... 5. 5th      | e. third  | ... | 10. 25th | e. twenty-fourth |



1-66

**C** Listen and write the ordinal number in your notebook.

- |             |     |             |     |
|-------------|-----|-------------|-----|
| 1. March    | ... | 5. August   | ... |
| 2. July     | ... | 6. December | ... |
| 3. April    | ... | 7. June     | ... |
| 4. February | ... | 8. January  | ... |

**D** Listen again and repeat the dates in 2C.



1-67

**E** Listen and read Olga's story.

1. It's October.
2. Next month is November.
3. My birthday is in November.
4. It's on November 24th.



**F** Listen to Bill's story. Choose the correct word.

- |                            |              |              |
|----------------------------|--------------|--------------|
| 1. It's ... .              | a. April     | b. August    |
| 2. Next month is ... .     | a. March     | b. May       |
| 3. My birthday is in ... . | a. July      | b. August    |
| 4. It's on ... .           | a. July 15th | b. July 10th |



Bill

### 3 Write about your birthday

**A** Write about the months. Copy and complete the sentences. Use your own information.

- It's ... .
- Next month is ... .
- My birthday is in ... .
- It's on ... .

#### WRITER'S NOTE

Use *in* with months:

in January

in July

Use *on* with dates:

on January 1st

on July 4th

**B** Read your story to a partner.

### AT WORK

### Talk about day and night shifts

**A** Look at Kevin's work schedule. What color are day shifts? What color are night shifts?



= day shift



= night shift



**B** Look at Kevin's work schedule. Listen to the questions. Write in your notebook.



### TEST YOURSELF

Talk to two partners. Write their names and birthdays in your notebook.

Partner 1 Name: ... Birthday: ...

Partner 2 Name: ... Birthday: ...

**1** Learn about *on* and *at*

**A** Look at the picture. Read the sentences.



The party is on Tuesday, July 4th. It's at 7:00.

**B** Study the form. Read the chart. Listen and repeat.

1-70

On and At				
The party is		Tuesday, July 4th		7:00.
The birthday party is	on	Saturday	at	5:30.
The class party is		September 3rd		9 p.m.

**C** Listen. Choose *on* or *at*.

1-71

- |       |    |       |    |
|-------|----|-------|----|
| 1. on | at | 5. on | at |
| 2. on | at | 6. on | at |
| 3. on | at | 7. on | at |
| 4. on | at | 8. on | at |

**D** Copy and complete the sentences. Choose *on* or *at*. Then read the sentences with a partner.

- The 4th of July party is ... Tuesday.      on      at
- The birthday party is ... 6:00.      on      at
- The class party is ... October 12th.      on      at
- My birthday party is ... Sunday.      on      at

## 2 Ask information and yes/no questions

### A Listen. What time is the party?



1-72

Abena: When is the party?

Gloria: It's on Tuesday.

Abena: Where is the party?

Gloria: It's at my house.

Abena: What time is the party?

Gloria: It's at 6:00.

Abena: Are you excited?

Gloria: Yes, I am!



### B Listen again. Copy and complete the questions.



1-72

1. Abena: ... is the party?

Gloria: It's on Tuesday.

2. Abena: ... is the party?

Gloria: It's at my house.

3. Abena: ... is the party?

Gloria: It's at 6:00.

4. Abena: ... you excited?

Gloria: Yes, I am!

### C Read the invitation for another party. Answer the questions. Choose *a* or *b*.

1. When is the birthday party?

a. It's on Thursday.      b. It's at Pizza Town.

2. What time is the party?

a. It's on Thursday.      b. It's at 6:00.

3. Where is the party?

a. Yes, it is.                      b. It's at Pizza Town.

4. Is the party on Thursday?

a. Yes, it is.                      b. It's at Pizza Town.




### D Work with a partner. Read the questions and answers in 2C.

### 3 Ask and answer questions about dates and times

**A** Look at the pictures. Listen and repeat the words.

1-73



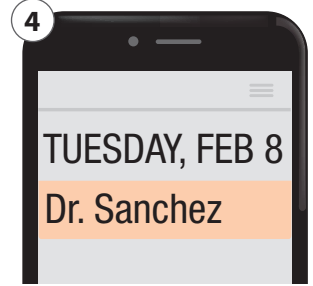
1 doctor



2 dentist

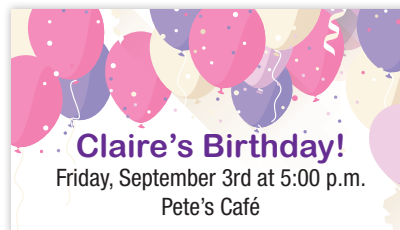
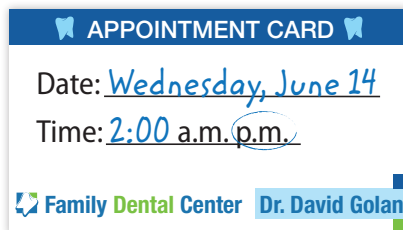
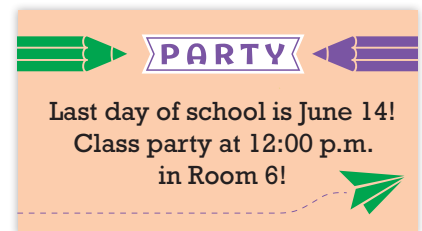
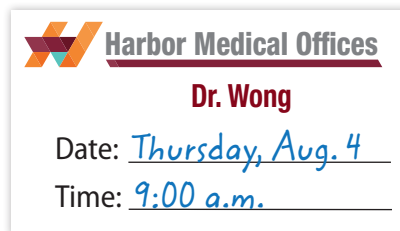
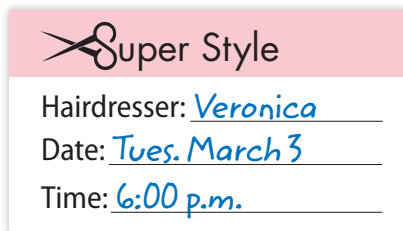


3 hairdresser



4 appointment

**B** Work with a partner. Ask and answer questions about the appointment cards and invitations.



A: When is the hairdresser appointment?

B: It's on March 3rd.

A: What time?

B: At 6:00.

A: Where?

B: At Super Style.

**C** Write sentences about two of the events in 3B in your notebook.

*The doctor appointment is on Thursday, August 4th at 9 a.m.*

### ▶▶ TEST YOURSELF

Work with a partner. Ask and answer the questions.

*When is your birthday?*

*What time are your classes?*

*Where is your English class?*



## 1 Listen for important dates

**A** Look at the calendar. Listen and complete the dates in your notebook.

1-74

**Valley Adult School Calendar**

*Important Dates*

Jan. 10	Registration
Jan. ...	first day of class
Jan. ...	Holiday (No classes!)
Mar. 27– ...	spring break (No classes!)
...	last day of class

### NEED HELP?



*Martin Luther King Jr.'s birthday is a U.S. holiday. It is the third Monday in January.*

**B** Answer the questions in your notebook. Write the dates.

- When is registration? January 10
- When is the first day of class? ...
- When is the first day of spring break? ...
- When is the last day of class? ...

## 2 Practice your pronunciation

**A** Listen to the pronunciation of *t* and *th*.

1-75

See you tomorrow. Thanks. See you Thursday.

**B** Listen and repeat the words.

1-76

<b>t</b>	1. tomorrow	2. Tuesday	3. tired
<b>th</b>	4. Thursday	5. thirsty	6. thanks


**C** Copy the chart. Listen. Check (✓) the sounds you hear.

1-77

	1.	2.	3.	4.	5.	6.
<b>t</b>	✓	...	...	...	...	...
<b>th</b>	...	...	...	...	...	...

### 3 Make conversation: say goodbye.

**A** Look at the pictures. Read the conversation.



**B** Listen and read.

Arun: Goodbye. Have a nice weekend.  
Oscar: Thanks. You too. See you Monday.

Mrs. Robledo: Bye. Have a nice break.  
Tuan: Thanks. You too. See you on the third.



**C** Listen again and repeat.

**D** Work with a partner. Practice the conversation.  
Use your own ideas.

A: Goodbye. Have a nice ... .  
B: Thanks. You too. See you ... .

#### NEED HELP?

Have a nice ... .  
holiday  
evening  
afternoon

### ▶▶ TEST YOURSELF

Talk to three classmates. Say hello and then say goodbye.  
Use different ways to say goodbye.

## 1 Get ready to read



### A Listen and repeat the years.

1-79

- |         |         |
|---------|---------|
| 1. 1958 | 5. 2000 |
| 2. 1972 | 6. 2012 |
| 3. 1983 | 7. 2019 |
| 4. 1995 | 8. 2024 |

### B Read the dates.

June 4, 2018 = 6/4/2018

July 12, 1990 = 7/12/1990

April 6, 2018 = 4/6/2018

December 7, 1990 = 12/7/1990

### NEED HELP?

6 / 4 / 2018  
month day year



### C Listen. Choose a or b.

1-80

- |                  |  |
|------------------|--|
| 1. a. 6/4/1999   | <input checked="" type="radio"/> b. 4/6/1999 |
| 2. a. 7/12/1960  | b. 12/7/1960                                 |
| 3. a. 12/21/1982 | b. 9/21/1982                                 |
| 4. a. 8/10/2017  | b. 10/8/2017                                 |
| 5. a. 1/26/2013  | b. 2/26/2013                                 |
| 6. a. 3/6/1951   | b. 5/3/1951                                  |
| 7. a. 11/5/2015  | b. 5/11/2015                                 |
| 8. a. 1/8/2019   | b. 8/1/2019                                  |

### D Work with a partner. Say the dates in 1C.

### E Look at the pictures. Read the words.



garage



restaurant



hotel

### F Ask and answer the questions with your classmates.

*Do you work at a garage?*

*Do you work at a restaurant?*

*Do you work at a hotel?*

## 2 Read a job application

### A Read the job application.

EMPLOYMENT HISTORY					
Company	Dates				Length of Time
	From		To		
Best Hotel	06 / 2015	12 / 2017	MM / YYYY	MM / YYYY	2 years, 6 months
Ed's Garage	09 / 2014	12 / 2014	MM / YYYY	MM / YYYY	3 months
Anne's Restaurant	11 / 2013	11 / 2014	MM / YYYY	MM / YYYY	1 year
General Store	08 / 2009	09 / 2012	MM / YYYY	MM / YYYY	3 years, 1 month

#### READING NOTE

MM = month

DD = day

YYYY = year

### B Look at the job application. Write the dates in your notebook. Use the names of the months.

1. General Store: from August 2009 to ....
2. Anne's Restaurant: from ... to ....
3. Ed's Garage: from ... to ....
4. Best Hotel: from ... to ....

### C Do the math. Complete the job history in your notebook. Use numbers and the words months and years.

EMPLOYMENT HISTORY					
Company	Dates				Length of Time
	From		To		
CB's Bakery	02 / 01 / 2017	10 / 01 / 2017	MM / DD / YYYY	MM / DD / YYYY	8 months ...
Best Store	10 / 30 / 2015	10 / 30 / 2017	MM / DD / YYYY	MM / DD / YYYY	...
Mike's Garage	07 / 10 / 2015	10 / 10 / 2017	MM / DD / YYYY	MM / DD / YYYY	...

#### NEED HELP?

12 months = 1 year

16 months = 1 year, 4 months





### BRING IT TO LIFE

Find a job application on the Internet. Print it and bring it to class. Circle two new words.



## TEAMWORK &amp; LANGUAGE REVIEW

**A** Work with a team. Talk about the calendar. Say what you see.

February						
Sunday	Monday	Tuesday	Wednesday	Thursday	Friday	Saturday
30	31	1	2 Doctor appointment 2 p.m.	3	4	5
6	7	8	9	10	11 Class party 6:30 p.m.	12
13	14 Registration 9 a.m.– 5 p.m.	15	16	17	18	19 Jan's birthday party at Pizza Town 8 p.m.
20	21 No school! 	22	23	24 Hairdresser 4 p.m.	25 Job Interview! Best Bakery	26
27	28	 Presidents' Day is a U.S. holiday. It's the third Monday in February.				

**B** Look at the calendar. Copy and complete the questions and answers.

- A: When is Jan's birthday?  
B: It's on ... .
- A: What time is the class party?  
B: It's at ... .
- A: Where is the job interview?  
B: It's at ... .
- A: Is the class party on Friday?  
B: ... .
- A: ... President's Day?  
B: It's on February 21st.
- A: ... the hairdresser appointment?  
B: It's at 4 p.m.
- A: ... the birthday party?  
B: It's at Pizza Town.
- A: ... registration?  
B: It's on Monday.

**C** Ask and answer questions about the calendar.

- A: When is the birthday party?  
B: It's on Saturday, February 19th. What time is registration?  
C: It's at 9 a.m.

**D** Look at the calendar. Copy and complete the sentences with the date and the time.

1. The doctor appointment is on February 2nd at 2 p.m. .
2. The class party is **...** .
3. Registration is **...** .
4. Jan's birthday party is **...** .

**E** Write two new sentences about the calendar in your notebook.

1. **...**
2. **...**


## PROBLEM SOLVING AT SCHOOL



1-81

**A** Listen. Look at the pictures.

Sharon's Problem



**B** Work with your classmates. Help Sharon.



a. Call the school.



b. Go to school now.