

2 Family Life

Lesson 1 Responsibilities

A Listen, point, and say.



- | | | |
|--------------------|-----------------|-------------------|
| 1 read textbooks | 2 pay bills | 3 go to bed early |
| 4 repair the house | 5 type a report | 6 scrub the sink |


B Listen and number. Then talk about the picture.



C Listen and say. Then practice.



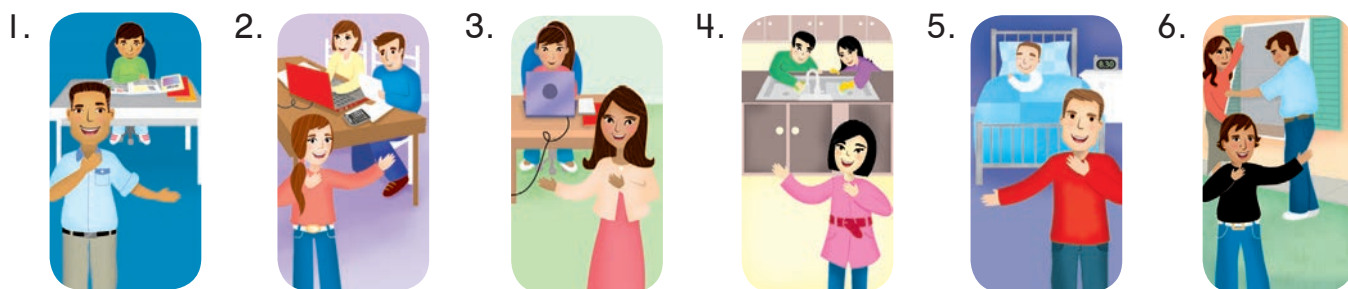
I have to **read textbooks**, but my parents have to **pay bills**.
and my parents do, too.



D Listen and say. Then practice.



I don't have to **read textbooks**,
pay bills, but my **son**
daughter **parents** **do** **does**.



E Look at B. Point, ask, and answer.



Does she have to pay bills?

Yes, she does.

No, she doesn't.

What do you have to do at home?
Make a list.



Lesson 2 Privileges

A Listen, point, and say.




- 1 call friends
- 2 stay up late
- 3 invite a friend over
- 4 watch a scary movie
- 5 sing karaoke
- 6 have a party

B Listen and say. Then practice.



I can **call friends** on weekends, but I can't **call friends** on weekdays.

Weekends: Saturday Sunday **Weekdays:** Monday Tuesday Wednesday Thursday Friday



C Listen and say. Then practice.



My dad mom could call friends when he she was my age, but my mom dad couldn't.



Skills Reading & Writing

D Listen and read. Then answer the questions.



Amusement Park Rules

We ask our guests to remember these rules:

1. Guests should always wear sneakers. They should not wear sandals.
2. Guests can't use cell phones while on the rides. They may use them in the park, but please be polite.
3. Children must always stay with their parents.
4. Guests have to wear their seatbelts on all the rides.
5. Guests must buy food, snacks, and drinks inside the park.



1. What should guests wear on their feet?
2. What must guests buy inside the park?
3. What can guests use in the park but not on the rides?

E Circle the modal verbs.

Can, may, should, must, and have to are modal verbs.

1. We should buy some snacks. I'm hungry.
2. My little brother and I must stay with our parents.
3. Can I use my cell phone now?

What can you do on the weekend?
Talk with your partner.



A Talk about the story. Then listen and read.



Babysitting

Mike's parents are excited. Their **anniversary** is next Saturday. They plan to go to their favorite restaurant. They just need a **babysitter**.

"Mike, will you please babysit Leo next Saturday?" his mother asked him at dinner.

"Oh, Mom, do I have to?" Mike asked. "Danny's pool party is next Saturday, too."

"You don't have to, but you should," his father said. "Next Saturday is a **special day** for your mom and me. Think about it."



Mike went to his room and thought. Danny's party would be so much fun! Then, he thought about his parents. He went into the living room.

"Mom and Dad, I want to go to the party, but I want to help you, too," he said. "I'll babysit Leo next Saturday."

Next Saturday, it rained all morning. The phone rang. It was Danny.

"Hi, Mike! It's too rainy to swim outside. The party will be tomorrow instead," he said.

"That's great!" said Mike.

"Really?" asked Danny.

"Yes! I have to babysit Leo today," Mike smiled.

He and Leo played video games for a long time. When their parents came home, Mike told them the good news.

"See?" said Mike's dad. "Everything's fine!"

"Everything's better than fine," Mike said, **grinning**. "Everything's great!"



Value
Be responsible.

B Who said it? Read and circle.

- “Mom, do I have to?”
 - Leo
 - Mike
 - Mike’s mother
 - Danny
- “I want to help you, too.”
 - Mike
 - Leo
 - Mike’s mother
 - Mike’s father
- “Think about it.”
 - Mike’s mother
 - Mike
 - Danny
 - Mike’s father
- “The party will be tomorrow instead.”
 - Mike’s mother
 - Mike’s father
 - Danny
 - Mike

C Sing.



Do I Have To?

Do I have to walk the dog?

Yes, I’m afraid you do.

I’m afraid you do.

All right, Dad.

Do I have to feed the cat?

Yes, I’m afraid you do.

I’m afraid you do.

All right, Mom.

Do I have to babysit?

You don’t have to, but you should.

OK, I will.

OK, I will.

Do I have to clean my room?

You don’t have to, but you should.

OK, I will.

OK, I will.

D Listen and say. Then act.



Do I have to babysit?



You don’t have to, but you should.



OK, I will.



Yes, I’m afraid you do.



All right, Mom.

Look at **A**.
Why did Mike babysit Leo?





A Watch the video.



B Listen, point, and say.



1 addition

2 something

3 order

4 subtraction

5 multiplication

6 division

C Listen and read.



Basic Math

You should use **addition** to help you add **something** to something else. You have downloaded sixteen songs. You add twenty-nine more.

$$16 + 29 = 45 \text{ songs}$$

≠ means “does not equal”

With addition, you can change the **order** of the numbers:

$$16 + 29 = 29 + 16$$

Subtraction is the opposite of addition. You take something away from something else. With subtraction, you cannot change the order of the numbers:

$$70 - 30 \neq 30 - 70$$

Multiplication is a fast way to add the same number many times. You might add $8 + 8 + 8 + 8$, but you can also multiply 8 four times. It's faster! Like addition, you don't need to worry about number order.

$$8 \times 4 = 4 \times 8$$

Division helps you separate something into equal groups. There are 55 students, and you want to divide them into five groups.

$$55 \div 5 = 11 \text{ students in each group}$$

To check your answer, just multiply 11×5 . Like subtraction, you must not change the order of the numbers when you use division.

$$55 \div 5 \neq 5 \div 55$$

addition	+
subtraction	-
multiplication	x
division	÷

D Ask and answer.



1. When you use addition, can you change the order of the numbers?
2. What's the opposite of addition?
3. What's a fast way to add the same number many times?
4. What helps you separate something into equal groups?

Skills Tip

When you do a math problem, always check your answer.

E Answer the word problems.

1. *Matt had a birthday party. He invited thirteen friends from school, his six cousins, his three older sisters, and his parents. Everyone came. How many people were at Matt's party?*

Answer: _____ people

3. *At Matt's party, they played volleyball. Matt's mother couldn't play. There were four teams: red, blue, yellow, and green. How many people were on each team?*

Answer: _____ people

2. *At Matt's party, his parents and three of his cousins did not give him a present. All the other people at the party gave him a present. How many presents did Matt receive?*

Answer: _____ presents

4. *Matt's father cooked three pieces of chicken for each person at the party. How many pieces did he cook?*

Answer: _____ pieces

F Talk about the word problems.



What kind of math should you use for the first problem?

Addition. $1 + 13 + 6 + 3 + 2 = 25$

G What about you? Ask and answer.



1. How many school lunches do you eat in one month?
What kind of math did you use?
2. How many times do you brush your teeth in one week? What kind of math did you use?
3. How old was your father when you were born?
What kind of math did you use?

Watch the video. What kinds of math do you use every day? What are some examples?
Make a chart.



H Look at the poster. Talk about it.



✓ Check Up 1

Units 1 and 2

A Listen, number, and write.



watch under type catch take scrub


a report the train the sink a taxi

the train tracks a scary movie



B Circle the correct letter. Then number the pictures.

- Walk along the river and _____.
 - turn right
 - turn left
 - go straight
- They _____ to the museum.
 - drove a car
 - caught a bus
 - rode the bus
- I can _____ on weekends, but I can't _____ on weekdays.
 - stay up late
 - sing karaoke
 - invite a friend over



C Write.



1. How do I get to the toy store?

First, _____

Then, _____

3. What do you and your parents have to do?

2. How did they get to the movie theater?

4. What can you do on weekends?

D Listen and write. Then act.



1.

The art fair? It's in that direction.

OK. Thanks.

2.

Do I have to babysit?

OK, I will.

E What can you do? Read the key and write a number.

I can talk about...	
directions <input type="checkbox"/>	responsibilities <input type="checkbox"/>
transportation <input type="checkbox"/>	privileges <input type="checkbox"/>
sightseeing <input type="checkbox"/>	basic math <input type="checkbox"/>
Value I can be prepared. <input type="checkbox"/>	Value I can be responsible. <input type="checkbox"/>

Key	
①	I need help with this.
②	I can do this a little.
③	I can do this well.
④	I can help others with this.

A Read. Then answer.



Nina's Trip to Bangkok

My parents and I are having a great time in Bangkok. This morning at the hotel we caught a small taxi called a *tuk-tuk*. It only has three wheels. The driver took us to the Chao Phraya River. Then, we rode a ferry (or "river taxi") on the river. The ferry took us to the Grand Palace. Many Thai kings lived there. We walked around beautiful buildings and took lots of photos. Then we ate delicious curry at a restaurant.

This trip is fun. I can usually stay up late. However, tonight I have to go to bed early. Tomorrow morning we are going to take the train to the aquarium!



1. What kind of taxi did Nina and her parents catch at the hotel?
2. How did they get to the Grand Palace?
3. What does Nina have to do tonight?

B Circle the helping verb. Underline the main verb. Then rewrite.

1. Marie can cook dinner with her mother, but she can't pay bills.
2. Janelle couldn't sleep, so she read a book.
3. George could watch a scary movie this weekend.

Can or **could** are helping verbs. The action word that follows the helping verb is the main verb.

C Listen and number.



D Talk with your partner.



1. What activities do you and your family do together?
2. What are some things that you have to do every night?

Project

Journal

A Make a travel journal.



1. In a small group, plan a trip to a place you have never visited. Learn about it on the Internet or in a book. Choose when you will go, how you will go there, and what you will see.
2. Make a travel journal. Work with your group to make the pages and plan your sight-seeing itinerary. Add details, such as maps, drawings, and pictures.
3. Create a front and back cover for the travel journal. Then, imagine that you went on this trip. With your group, discuss the parts of the trip that you will talk about.

B Listen. Then talk about your trip.



Our group went to Munich, Germany.

Here's our map of Munich. We took the S1 train to the Marienplatz.



We went to four places. Here's our itinerary.

To get to the Deutsches Museum, we rode the bus. We walked along the river to the museum.

Tip

Make sure each person has a chance to speak.

Home-School Link

Where would your parents like to visit? What would they like to see? Talk about traveling with your family.