

Syllabus

Welcome
page 4

- Hi.
Hello!
- What's your name?
I'm Danny. / My name is Danny.

Classroom Verbs: • Listen • Point • Count • Talk • Ask • Answer





Lesson 1

Lesson 2

Lesson 3

Lesson 4

YLE

<p>1 First Day Page 6</p>	<p>School Supplies: pen, pencil, eraser, ruler, pencil case, backpack</p> <ul style="list-style-type: none"> • It's a pen. • It's an eraser. • What is it? It's a pen. 	<p>School Supplies: book, notebook, desk, chair</p> <ul style="list-style-type: none"> • It's a book. It isn't a notebook. 	<p>Story: I'm Great!</p> <ul style="list-style-type: none"> • How are you? I'm fine. Thank you. <p>Value: Be friendly.</p>	<p>Shapes: circle, square, triangle, rectangle</p> <ul style="list-style-type: none"> • Is it a circle? Yes, it is. / No, it isn't. 	<p>Check Up: page 14</p> <p>Phonics Bonus: page 15</p>	<p>Units 1–2 pages 26–27</p>
<p>2 Art Class Page 16</p>	<p>Art Supplies: paint, paper, chalk, yarn, glue, tape</p> <ul style="list-style-type: none"> • This is paint. • What's this? This is paint. 	<p>Colors: red, yellow, blue, white, black</p> <ul style="list-style-type: none"> • What color is it? It's red. 	<p>Story: The Blue Paint</p> <ul style="list-style-type: none"> • Let's share. OK. <p>Value: Be nice.</p>	<p>Colors: green, purple, orange, pink, gray, brown</p> <ul style="list-style-type: none"> • Blue and yellow make green. 	<p>Check Up: page 24</p> <p>Phonics Bonus: page 25</p>	
<p>3 Birthday Party Page 28</p>	<p>Numbers: one, two, three, four, five, six, seven, eight, nine, ten, eleven, twelve</p> <ul style="list-style-type: none"> • I'm seven. How old are you? I'm eight. 	<p>Toys: doll, dolls, ball, balls, car, cars, kite, kites</p> <ul style="list-style-type: none"> • How many dolls? One doll. / Two dolls. 	<p>Story: My Turn!</p> <ul style="list-style-type: none"> • It's your turn. Thank you. <p>Value: Be fair</p>	<p>Toys: game, marble, puzzle, card</p> <ul style="list-style-type: none"> • I have one game. / I have two games. 	<p>Check Up: page 36</p> <p>Phonics Bonus: page 37</p>	<p>Units 3–4 pages 48–49</p>
<p>4 Home Page 38</p>	<p>Family: mother, father, brother, sister, grandmother, grandfather</p> <ul style="list-style-type: none"> • This is my mother. • Who's this? This is my mother. 	<p>Food: juice, chicken, fish, ice cream</p> <ul style="list-style-type: none"> • I like juice. • I don't like juice. 	<p>Story: Cookies</p> <ul style="list-style-type: none"> • Here you are. Thank you. You're welcome. <p>Value: Be kind.</p>	<p>Food: pizza, rice, cake, bread</p> <ul style="list-style-type: none"> • What's this? This is pizza. I like pizza. 	<p>Check Up: page 46</p> <p>Phonics Bonus: page 47</p>	
<p>5 The Park Page 50</p>	<p>Nature: flower, tree, rock, river, hill, lake</p> <ul style="list-style-type: none"> • I can see a flower. / I can see flowers. • What can you see? I can see a flower. / I can see flowers. 	<p>Playtime: play soccer, jump rope, fly a kite, ride a bike</p> <ul style="list-style-type: none"> • I can play soccer. • I can't play soccer. 	<p>Story: My Kite!</p> <ul style="list-style-type: none"> • Please help me. Sure. <p>Value: Be helpful.</p>	<p>Animals: turtle, frog, spider, ant</p> <ul style="list-style-type: none"> • Can you see a turtle? Yes, I can. / No, I can't. • Can you see an ant? Yes, I can. / No, I can't. 	<p>Check Up: page 58</p> <p>Phonics Bonus: page 59</p>	<p>Units 5–6 pages 70–71</p>
<p>6 The Zoo Page 60</p>	<p>Animals: monkey, elephant, tiger, bear, kangaroo, penguin</p> <ul style="list-style-type: none"> • The monkey is in the tree. • Where is the monkey? It's on the rock. 	<p>Animals: snake, giraffe, lion, zebra</p> <ul style="list-style-type: none"> • Where are the snakes? They're on the rock. 	<p>Story: Where's Danny?</p> <ul style="list-style-type: none"> • I'm sorry. That's OK. <p>Value: Be safe.</p>	<p>Abilities: run, hop, swim, walk</p> <ul style="list-style-type: none"> • Can zebras run? Yes, they can. / No, they can't. 	<p>Check Up: page 68</p> <p>Phonics Bonus: page 69</p>	
<p>7 Science Day Page 72</p>	<p>My Body: arm, hand, finger, leg, foot, toe</p> <ul style="list-style-type: none"> • What's this? This is my arm. • What are these? These are my arms. 	<p>My Face: eye, nose, mouth, ear</p> <ul style="list-style-type: none"> • Is this my eye? Yes, it is. / No, it isn't. • Are these my eyes? Yes, they are. / No, they aren't. 	<p>Story: I can't see!</p> <ul style="list-style-type: none"> • Excuse me. Sure. Thank you. <p>Value: Be polite.</p>	<p>Healthy Habits: wash my face, wash my hands, brush my hair, brush my teeth</p> <ul style="list-style-type: none"> • I can wash my face. 	<p>Check Up: page 80</p> <p>Phonics Bonus: page 81</p>	<p>Units 7–8 pages 92–93</p>
<p>8 The Toy Store Page 82</p>	<p>Adjectives: old, new, big, small, long, short</p> <ul style="list-style-type: none"> • That's an old bike. Those are new bikes. • What's that? That's an old doll. • What are those? Those are new bikes. 	<p>Adjectives: fast, slow, noisy, quiet</p> <ul style="list-style-type: none"> • Is that a fast car? Yes, it is. / No, it isn't. • Are those fast cars? Yes, they are. / No, they aren't. 	<p>Story: Please Be Quiet</p> <ul style="list-style-type: none"> • Please be quiet. OK. I'm sorry. Thanks. <p>Value: Be nice.</p>	<p>Transportation: bus, truck, train, boat</p> <ul style="list-style-type: none"> • What's this? / What's that? It's an old bus. • What are these? / What are those? They're new buses. 	<p>Check Up: page 90</p> <p>Phonics Bonus: page 91</p>	

Word List

pages 94–95